

HUMIDIFY

Blotting paper

Product description

The HUMIDIFY Blotting Paper is a white paper strip 6 cm wide by 16 cm long weighting 300 g/m². It is designed to bring the ideal humidity level in the SteriBox during the sterilization process. One HUMIDIFY Blotting Paper has to be used for each sterilization cycle to ensure optimal conditions for sterilization success.

Indications for Use

The HUMIDIFY Blotting Paper strip is designed to release the appropriate amount of humidity in the SteriBox for efficient ozone sterilization.

Contraindications

None.

Precautions

Do not place the HUMIDIFY Blotting Paper in direct contact with instruments. Make sure to place the amount of water recommended on the HUMIDIFY Blotting Paper.












Directions for Use

1. Remove the module from the SteriBox
2. Place one HUMIDIFY Blotting Paper on the module
3. Add 5 mL of distilled water on the HUMIDIFY Blotting Paper using a liquid dispenser; a syringe is recommended to dispense the appropriate amount of water
4. Replace the module in the SteriBox at the notches provided for this purpose


Storage

- Store in a dry (20 – 70% relative humidity) condition at room temperature (5 – 40°C), and protected from light
- After use, dispose of the HUMIDIFY™ Blotting Paper in recycling bin

Explanation of Symbols

	Catalogue Number
	Batch Number
	Date of manufacture
	Manufacturer
	Consult instructions for use
	Use-by date
	Do not reuse
	Humidity limitation
	Temperature limit
	Keep dry
	Keep away from sunlight

Made in France for

 **SteriLux SA**
Chemin du Viaduc 12
1008 Prilly, Switzerland

© 2022, SteriLux SA.
All rights reserved.
Issue Date: 2022-08